

VARIOUS

NEWS, MISCELLANEOUS AND 'BUY AND SELL' MARKET

Last updated at December 12th 2008



Aviculture Europe
digitaal magazine ISSN 1871-6865

For next or previous screen, use the mouse wheel, or Pg Up and Pg Dn or ↑ and ↓ on your keyboard.

A word from the editor.....

Dear reader,

Looking back at the past year, we can state that the digital magazine Aviculture Europe again has grown, particularly in quality and professionalism. More and more the Magazine is developing into the idealized image, of what we had in mind: Being the meeting point of an international group of enthusiastic people, all busy with the same hobby, not obstructed by distance or language.



This all is made possible thanks to the medium Internet and not in the least because of people who support us and/or give thier collaboration in different ways. We are amazed – but very pleased - to see the visitor numbers increase further every day. That is our encouragement to continue with our free International Magazine Aviculture Europe.

We hope to meet some of you between cages of the coming exhibitions, and if you want to communicate something, please contact the chief editor redactie@aviculture-europe.nl

The Team of your digital magazine Aviculture Europe will continue in the next year in the same line as before and give an account of the fancy in a timely and positive way. We thank you for your interest during the past year.

Seasons Greetings and a happy, prosperous and most of all healthy 2009 to you and your family!

With thanks to all contributors and advertisers,
on behalf of the team of Aviculture Europe,

Nico van Bente

SCHEDULE OF THE AVICORNI SHOW 2008



All 3 days:

- Over 4500 animals (poultry, waterfowl, fancy pigeons, rabbits, cavies)
- Separate Show of Cocks of the Old Utility Breeds.
- Spiegel van de Fokkerij (Display of New Breeds and Colour varieties)
- Livestock sale (not exhibits).
- Many displays.

Friday 19 December:

- Judging day. Open to the public.
- Judging of the Utility Cocks starting at 2:00 PM.

Saturday 20 December:

- Catalogue available.
- Sale of Exhibits.
- Exhibition of various Cock Paintings.
- Dirk de Jong with his famous Cuddling Pets.
- 11:00 AM: Official Opening and Prize Award Ceremony.
- 02:00 PM: 3 Cooks prepare delicious treats of chicken meat to taste.

Sunday 21 December:

- Catalogue available.
- Sale of Exhibits.
- Exhibition of various Cock Paintings.
- Dirk de Jong with his famous Cuddling Pets.
- Free Recipes from the yesterday cookery.

Opening Hours:

Friday 19 December:

12:00 AM – 6:00 PM

Saturday 20 December:

10:00 AM – 6:00 PM

Sunday 21 December:

10:00 AM – 5:00 PM

FREE PARKING.

The AVICORNI Show is housed at the 'Utrechtse Dierendagen', giving you the opportunity to meet many more animals. During these three days there are e.g. Dogs, Cats, Serama (smallest chicken in the world), Mini horses, Parrots, and much more. Sunday there is a Rodent Manifestation named 'Exoknaag' in the Halls. For the complete program please see www.ter.nl

Entrance € 8,00 Children from 5 to 12 years old € 6,00 but FREE entrance with the colour plate, to download at www.avicorni.nl

Genetica bij duiven

Modern Mendelisme en meer voor de duivenliefhebber

Hein van Grouw & Jan de Jong



Soon to be published: **GENETICA BIJ DUIVEN** (Genetics in Pigeons)

We are pleased to announce that this unique (Dutch language) book on pigeon genetics is soon to be available!

The book is written by Ing. Hein van Grouw and illustrated by Jan de Jong.

It contains 300 pages and numerous full colour illustrations were added to help clarify and explain the text.

This very special book is expected to be in print end 2008/beginnings 2009.

Subscribe before January 30st 2009 and you pay only € 35,00 (excl. shipping costs) instead of € 47,00

Payments in EURO can be made in the following way:

Post Bank 455517 in the name of NBS in Utrecht, the Netherlands.


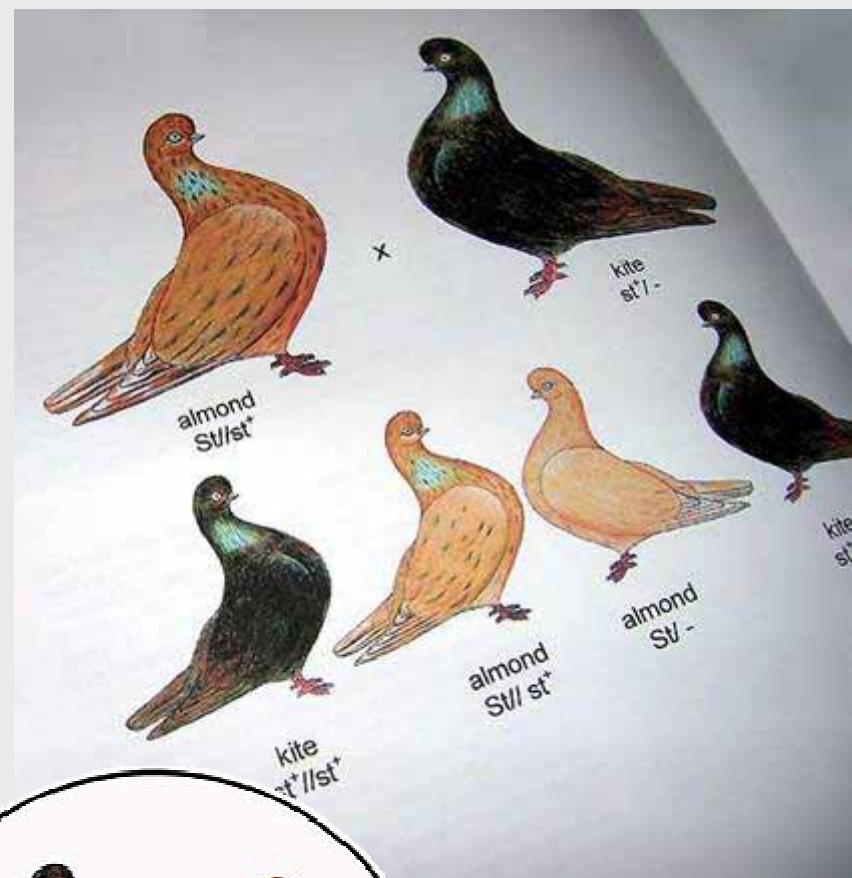
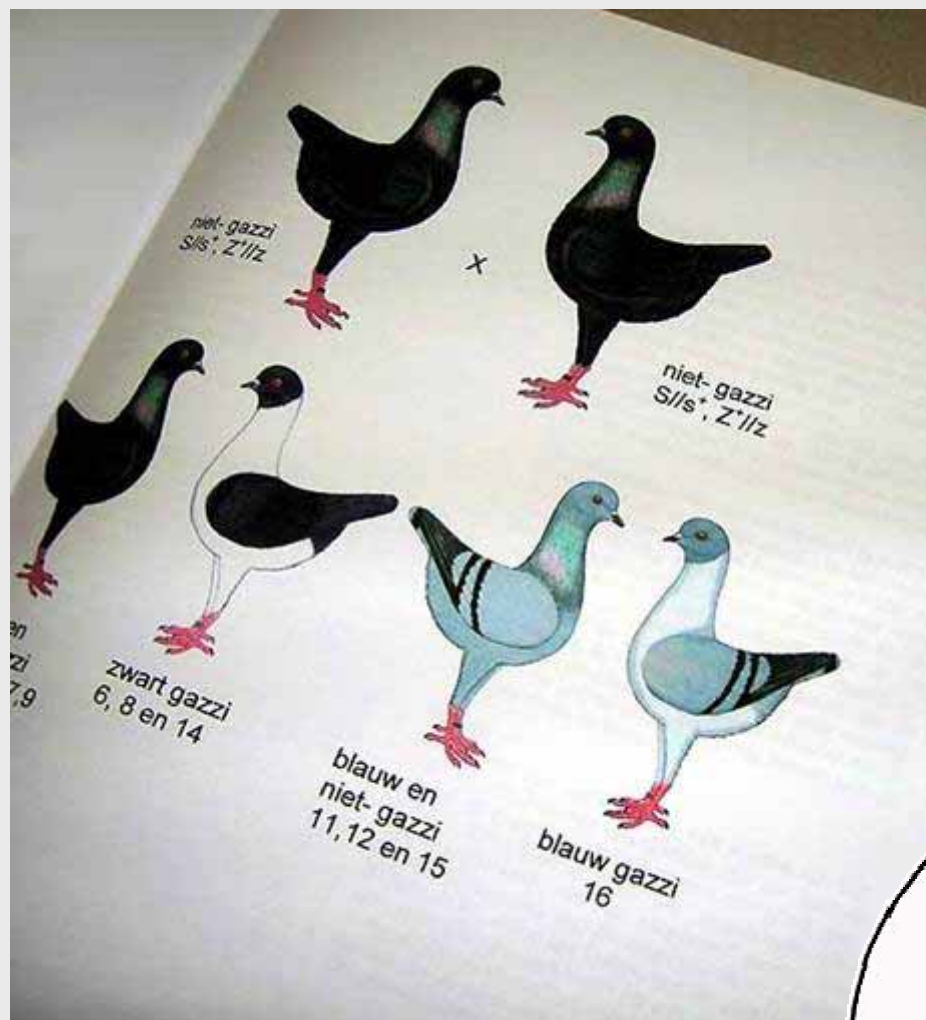
IBAN - NL 66 PSTB 0000 455517 BIC - PSTBNL 21

Please add the code SHA.

And don't forget to state your address!

Shipping + Handling costs in Europe are € 6,47 and outside Europe 10 euro.

For information about your payment please contact R. Bijkerk, email roel.bijkerk@hetnet.nl



A few examples of the beautiful drawings, explaining the colour genetics, with use of the internationally known gene codes. (See insert)

THE FRAME



This time we chose for you this very fine and striking painting of a La Flèche Cock, painted by Madame Brigitte Boulic, and exhibited at the exhibition in Grasse (France) in 2004.

With the painting was a sign stating:

If you wish to have your favourite animal 'immortalized' as a painting, please contact Brigitte Boulic, 1785 Route de Biot, 06560 VALBONNE. E-mail cbsgboulic@wanadoo.fr

Sorry for not being able to guarantee you that these data still holds.



30^e Nationale Tentoonstelling & 5^e Jeugdschouw

PRINS BERNARDHOEVE TE ZUIDLAREN



8 t/m 10 januari 2009



OPENINGSTIJDEN:

8 januari: 09.00 tot 22.00 uur

9 januari: 09.00 tot 22.00 uur

10 januari: 09.00 tot 16.00 uur

NHDB BONDSSHOW
Prov.kampioenschap NBS

KASPER
FAUNAFOOD

The Noordshow was founded in 1976 from 70 small livestock associations, situated in the three northern provinces of the Netherlands.

The show is held annually in the Prins Bernhardhoeve in Zuidlaren. The show has become the biggest small livestock exhibition in the Netherlands, because every year hundreds of volunteers work tirelessly to make the show a success.

Nearly all standardised breeds of large fowl poultry, bantams, ornamental and waterfowl, rabbits, cavies and pigeons can be admired here. The Noordshow is a national exhibition with international participation. Exhibitors come from all over the Netherlands, but also from Germany and Belgium.

The National Show of the NHDB (Dutch Poultry Association) will be hosted by the Noordshow again.

A special Junior Show is part of the Noordshow.

There are many clubstands where the public can obtain information on their chosen breed or animals in general. In common with most shows, there is a great variety of commercial stands as well.

About 15.000 visitors come to the Noordshow.

<http://www.noordshow.nl/index.asp>

HOW DO DUCK EGGS TASTE?

By: Henk Kooiman.



Our Abacot Ranger ducks are laying! Day after day, more constantly than the chickens. Although it is almost Christmas now, to us each day feels like Easter because they lay their eggs always in another place and are masters in finding secret spots. I have to keep an eye on it though, as I absolutely don't want ducklings in the winter!

Thus I started using the eggs in all kinds of dishes and baking. With regard to their taste compared to chicken eggs I don't find much difference and also none with regard to their baking qualities. The cakes taste very well, but so do the ones baked with chicken eggs.

As I do not like hard-boiled eggs, I have not yet tried that. (Duck eggs must always be cooked for 10 minutes and after 10 minutes the yolk certainly won't be runny). To know for sure if there is a clear difference in taste, I think you should eat only duck eggs for a time, and then try a chicken egg.

According to me the ratio of egg yolk to egg white is a bit larger in duck eggs. I find the white doesn't come off the shell very easily and the shell is a bit different in structure; it seems to be somewhat tougher. And the membrane is much firmer. I have not yet tried to separate the yolk and white. Concerning the tougher shell + membrane this could be harder than with a chicken egg. One of these days I will try that and find out.

In the next page there is a recipe with duck eggs, which provides a useful dish for the festival days.

FRITTATA (ITALIAN OMELETTE) FROM DUCK EGGS

Ingredients:

8 duck eggs

olive oil

leftovers - vegetables/fish/meat/cheese

Preheat the oven to 180 °C. In a mixing bowl, whisk together eggs, 4 spoonfuls of water, salt and pepper and - if you wish - some paprika. Heat some olive oil in an oven-proof (no plastic handles!), non-stick frying pan. Pour in the egg mix mixture. Use a spatula to lift up the mixture along the sides of the pan to let egg flow underneath.

When the mixture is about half set, sprinkle the top with bits of vegetables and/or mushrooms (which you had sauté before for a minute or two), sun-dried tomatoes and other vegetables from pot or tin, olives, bits of fish (anchovy, tuna from a tin, stewed white fish), meat (ham, salami, chorizo) and cheese (mozzarella, gorgonzola, Gouda). It does not require that much precision. Just find your own combinations and make use of this occasion to use up all kinds of leftovers from your fridge. Now put the whole pan in the oven. Bake for approximately 10 minutes, until the frittata is puffy and golden.



The frittata can be used for many occasions: serve small portions as an appetizer or component of the brunch table. Larger points with bread and a salad can serve as a complete dish. Without meat/fish this also gives a very tasty vegetarian dish.

Also the next day the frittata still tastes very good, warm as well as cold.

Of course Frittata can also be baked with chicken eggs; for this recipe use 10.

Buon appetito!

EXHIBITIONS CALENDAR 2008/2009

THE NETHERLANDS

<http://www.sierduif.nl/rooster.htm>

BELGIUM

<http://www.neerhofdieren.be/VIV/index.htm>

* tentoonstellingen Vlaanderen

<http://www.neerhofdieren.be/AIW/index.htm>

* calendrier des expositions en Wallonië

SWITZERLAND

<http://www.kleintiere-schweiz.ch/index.cfm?Nav=110>

FRANCE - poultry

<http://perso.orange.fr/volaillepoultry/expositions.html#expoF>

FRANCE – pigeons

<http://www.pigeons-france.com/rubriques/evenement/>

GERMANY - pigeons

<http://www.vdt-online.de/main/index.html>

* termine

GERMANY – poultry

<http://www.bdrdg.de/termine.shtml>

GREAT BRITAIN – pigeons

<http://www.nationalpigeonassociation.co.uk/#/championshipshows/4527485075>

GREAT BRITAIN – poultry

<http://www.poultryclub.org/SHStructure.htm>



HOW TO WASH YOUR CHICKEN

White or light coloured chickens are generally washed before being entered at the Show. Most chickens undergo this without much stress. Find a place where it is not too cold and not draughty. First, start off by gathering your supplies, such as at least two buckets or wide tubs, all filled with lukewarm water. In the first tub you put the detergent, for example baby shampoo or dog- or cat shampoo. The second bucket is for rinsing off the foam. Possibly a third tub of water can be ready with a little vinegar added, or - if it is a white chicken - some 'bluing'. Be precise about the amount; when you overdose you will have a bluish chicken and it won't come off till next moult. Furthermore you need a soft brush, and an old tooth brush to clean the leg scales and the nails. And towels to absorb most of the water.



Slowly lower the chicken into the first tub and gently rub the foam into the feathers, use your hands or the soft brush, working with the grain of the feathers. The feathers must become wet through and through. Don't forget to lift up the wings and wet under them. Take care that the head remains above the water level; you can clean it with your wet hand. Last clean the legs and nails. Next, lower the chicken into the second tub and rinse off the foam. And if necessary then dip it into the third tub and make sure you get full coverage. Now the washing is done, roll the chicken in a towel and absorb as much of the water as possible. If you have to wash several chickens, it would be nice if you have someone to help you; he or she can take care of the drying with towels and blow-dry afterwards.



Always keep the blow-dryer at sufficient distance; don't blow too hard or too hot. Test it on your own hand! With a blow-dryer you can make the plumage of a Cochin extra fluffy, but that is definitely not wanted in all breeds! Don't dry the birds entirely; just put them in a pen with clean litter (dry sand or shavings) where they can air dry further. Make sure that there is no draught, whilst they are not completely dry. It is also possible to let the chickens air dry (without using a blow dryer), but then they must be placed in a heated room to dry.

Washing can be done the best 2 to 3 days before the show. By washing the feathers are degreased, which is not nice to see. That amount of time allows them to preen and re-oil their feathers. Tip: Put the birds on scratch feed for the next days, which will make their droppings less messy.




On the day of the show you maybe have to do some cleaning of the legs. In a white chicken, you can get rid of a possible dirty fleck on the feathers by rubbing the spot with a magnesium chalk block. Then rub a little vaseline on the comb and legs, and they are ready for the show.

In the photos Cindy Koreman is demonstrating how she washes one of her chickens. The photos were taken by her 8 years old son Thijmen.

The search for those fabulous Whittinghams

This is the title of a valuable report written by Steve Roth and Joe Quinn on the history of the American flying pigeons. The whole is a very detailed report and comes in two books that were published in 2006. The first book contains 141 pages, giving a minute reproduction of all sorts of correspondence, publications and show reports since the end of the 19th century. With justice the title-pages of both books state that these writings concern: "An archival project to preserve elements of the Birmingham Roller history in the United States and Canada".

Both authors made their personal archives available, hoping that in this way the disclosure of these documents would be accessible for all those interested, for now and time to come, especially because an earlier scrap book of the United Roller Club had disappeared in 1937. The main problem turned out to be producing readable copies of the handwritten letters. One of those letters caught my attention; it was written by J.V. McAree (Toronto, Ontario) in 1948, describing his visit in 1910 to Thomas Whittingham, who lived in Wolverhampton (close at Birmingham) and who had been supplying him with pigeons since 1905, always 6 birds per year. The name of Whittingham was the best known in the World among Roller breeders. He sent birds from Wolverhampton, a suburb of Birmingham, to South Africa, to Australia, the United States, Canada, and wherever else the Birmingham were bred. McAree: "To my surprize I saw that Thomas Whittingham had only a small, low brick loft in the rear of his house and there were two or three pairs of birds in them.



He told me then that the birds I had been buying for several years past had really been bred by his son, William Whittingham who lived in Worchester, but that he was responsible for their description – having seen them fly. Two or three years later, Thomas Whittingham died and with an interval of four or five years, when I was out of pigeons, I got birds from William Whittingham. Then he died and another Thomas, his son, sold me pigeons for several years. I could see no difference in spinning quality". Thus McAree had been importing three generations of Whittinghams and undoubtedly they formed the basis for the American Rollers.

The second book contains 300 pages with numerous interesting reports by famous Roller fanciers in the United States. Some of them describe their beloved hobby and experience in breeding Birmingham Rollers for a period of over tens of years. A remarkable period were the years at the end of the seventies and beginning eighties, when joined National Shows were organized with the United Roller Club and Pensom Roller Club. Also in these years, on the West coast, the International Roller Association and the Performing Roller Association started the Flying Contests. Participating in Shows or in Flying contests caused more and more differences in the breeders and their Rollers.


In chapter 9 we can read about the myth on William H. (Bill) Pensom and his influence on the development of the Roller in the United States and Canada. He had a great impact on the 'changes' in the original Roller Sports, in words as well as in writings. Still the man Pensom stays a myth, because we know very little about him.

Bill Pensom was born in 1904 in Birmingham (GB) and founded the National Birmingham Roller Club.

In the USA he became a myth and was surrounded by legends, but certainly was NOT popular with everyone. Thus the authors only took the most positive words from his closest friends, and later even 50 pages on Bill Pensom were deleted from this book. The last 18 years of his life Pensom lived in the US, where someone said he then was already too old to 'change' into a real American citizen. On the one hand he was seen as an authority, but meanwhile his ideas about the Rollers caused great controversy with many fanciers.

In conclusion I will cite a letter from a Junior Club member that caught my attention; a theme derived from Glen M. Bussat:

REMEMBER ME: "I WAS IN YOUR CLUB"



THE SEARCH FOR THOSE FABULOUS WHITTINGHAMS



BY
STEVE ROTH & JOE QUINN

"I am the kid you asked to join your pigeon club last year. I'm kid who was so enthused about a change to be a member that I could hardly wait for the First meeting."

"I came to every meeting after I was accepted as a member, sometimes getting there before anyone else so I wouldn't miss anything.

It didn't seem like anyone wanted to pay attention to me, though, even when I tried to be friendly with the other kids in the group. Being friendly has always been hard for me because I'm naturally shy. My mom thought this club would be good for me because I would be sure to make new friends.

I sat down along with some of the kids I knew from my school, but they all had their buddies that they talked to, even when I volunteered some conversation. After that it was easier just to find a seat among the unfamiliar faces."

"I hoped very much that a leader or an officer would ask me to participate or take charge of something or do some task like helping serve refreshments, but no one asked me. I wanted so much to do something to help out, so I could show how proud I was being a member of the club. But no one saw when I volunteered."

"When I had to miss a meeting, the First since joining, it was because Mom was sick and Dad doesn't get home from work till midnight, so I stayed home with here. But no one asked me at the next meeting where I was or how come I hadn't been there. I guess it really didn't matter very much to the others whether I was there or not. It was about this time that I began to wonder if it was really that big a deal to be a pigeon club member."

"It amuses me now when I think back on the discussion in the club one evening shortly after I had become member. The officers and leaders were talking about why the club seemed to be losing members, and what they could do about it. They spent an hour talking about how to get new members, when we could be having some recreation – and I was there all the time Al they had to do was making me feel needed, wanted and welcome."

"I don't like to think of myself as a loser, but I must have lost a great deal by not having pigeon club experience – and perhaps the club lost, too, by not accepting what I had to offer."

"I Cared for my beautiful commies till the end. I shook their eggs so my experience with pigeons would end. I never considered killing them as was so oft suggested. I'm the statistic that says, "the pigeon club had nothing for me so I dropped out", but that really isn't true. I was never really a member – and isn't it a shame, because that's what I wanted so much to be."

.....

The book ends with chapter thirteen: "The tide will turn: it will be fun again". An almost emotional book about the fight between showing or flying, but in my opinion, if you talk about Rollers, I think they must fly.

Nico van Benten

Those who are interested in reading this very special book can contact the authors through Steve Roth, email stephen.roth@navy.mil

See how the Birmingham Rollers roll? Click here:

<http://www.youtube.com/watch?v=WGwDOzpTcgs>



Nationale Wettkämpfe concours nationaux nationale wedstrijd

Landsbond van Fokkers
van Neerhofdieren vzw

Fédération nationale des
éleveurs d'animaux de
basse-cour asbl

Nationalverband der
Kleintierzüchter voe

16 -17 - 18 / 01 / 2009

Hall " EXPO MALMEDY "

K.Z.V. WEYWERTZ
und
UMGEBUNG 1959



A NEW BOOK PUBLISHED AT OUR WEBSITE:
BUFF COLORATION IN POULTRY 2008

Author: Danne J. Honour (USA)

We proudly announce that Danne J. Honour, a very skilled American Poultry breeder, who specializes in Buff American Leghorn, granted us the publication of his book: 'Buff Colouration in Poultry' at our website. See: button 'Books' at the left side of our home page or click <http://www.aviculture-europe.nl/Buff-Coloration.pdf>



Poultry covered here includes chickens and excludes other types of poultry. The purpose of this printing, is to furnish breeding information and direction in breeding "Buff" coloured varieties in our breeds of poultry.

The book was original done in four parts, part 1 in 1983, part 2 in 1984, part 3 in 1986, and part 4 in 1990. All four parts were combined for the first time in 2001 and this revised edition contains many more additional articles for 2008. No other booklet contains more articles on buff colour breeding and history.

Danne dedicated this book to the breeders of Buff coloured poultry both past and present; who fell in love with the buff colour and it's most fascinating beauty and unique breeding.

(Note: TABLE OF CONTENTS is included in the back of the book)

Photo: Bobo Athes.

SPEELDERKE BEST IN SHOW

After so many years finally another Small Livestock Show was held in Eynatten (Belgium).

October 11 and 12 2008, the two local Clubs - KKZV Eupen Kettenis and REK Raeren – presented a quality exhibition that also housed the 3rd International Show of Harlequin rabbits.

A lot of visitors came to admire the diversity of animals.



In the Fancy Pigeons, a Speelderke was Best in Show. This came as a big surprise, as it hardly ever happens that all required 7 markings are present in a Speelderke, and especially not in the colour variety 'mealy'.

However, this hen had it all and thus was an appropriate winner!

Our congratulations to the breeder, Dieter Tödtemann from Germany.

Photos: Dieter Todteman.



advertisement

The National SNC Fancy Pigeon Exhibition in France

From 16 to 18 January 2009 the Grand National Show from the Société Nationale Colombiculture SNC France, will take place in the "Hall des Expositions", Rue des Tilleuls, 71130 GUEUGNON. France.

Championship de France : German Beauty Homer, French Pouter, Brunner Cropper, Holle Cropper, Pigmy Pouter & English Pouter, Old Dutch Capuchine, Owls, Frillback, Hungarian Giant House Pigeon, Krymka Polish and Bialostock type, Lahore, Montauban, Utility Pigeons, Revellois, Trumpeter and Barbary/Ringneck Doves.

Coupes de France: Grote Prijs van Frankrijk : Bagdads, Carneau, Crested Picard.

Special Prize from the SNC : Dragon, Polish Lynx and Lille Pouter.

For entree forms and other information please contact
Christian Ledey, email christianledey@tele2.fr
or André Marmorat, email : andre.marmorat@easyneuf.fr

Opening Hours:

Saturday 17 January: From 08.00 AM to 7.00 PM. Sale Office open all day.
Sunday 18 January: From 9.00 AM to 6.00 PM. Sale Office closes at 4:30 PM.
Entry fee : 4 euro ; under 16 years old FREE.

All further information can be read at

http://pigeons-france.com:80/rubriques/evenement/nationales_snc.php?nationale=20&annee_snc=20

Poor Hatches and Dead-in-shells.

By: Greg Davies.

Many breeders don't understand why poor hatches happen when they do not change the feed from year to year and believe that by feeding prepared pellets and such, everything should be the same each year. But it only takes a slight change or error at the feed mill to cause a vitamin or mineral change in the end product. The weather and the manner in which the grain is stored can cause these changes by altering the nutritional quality of the grain that goes into the feed. Of course, there is no way to know this when you open the bag.

Dead-in-shells on or around the 18th day is generally caused by a lack of B-group vitamins passed into the eggs by the hens. When this happens, many chicks simply do not have enough reserves to complete the hatch and die as they pip or try to break into the air sac. As B vitamins are the "anti-stress" vitamins, those eggs incubated artificially are more prone to failure due to the harsher manner in which they are incubated... the B vitamins are used up quicker by the embryo as the incubation period is more stressful than what would be the case under a hen. A simple way to increase the B vitamins is to feed the breeding birds brewer's yeast (or give each bird a yeast tablet every week... apple peelings are also high in B vitamins). This also improves the fertility in older cocks.

Note: it is prudent to give some yoghurt to the birds when feeding yeast (not necessary if giving them tablets providing they only get one a week). I generally give the tablets from about 9 weeks before collecting hatching eggs. Hopefully this information might help you in the upcoming breeding season.

**Photo: Arie van Bijsterveldt.
(a good hatch!)**





advertentie



<http://www.dezwartevogel.nl/>

**When it comes to pigeons,
The 'Zwarte Vogel' is the Pet
Store with the largest
selection of pigeons in The
Hague, the Netherlands.**

**Visiting address:
Schalkburgerstraat 274-284
2572 TE Den Haag.**

**Always in stock: some 300
Thief Pouters.**

